


































































PROGRAMM 6 JUNIOREN

| Rg. | Name | Jahrg. | Verein | Verband | ■ | ⚙ | ⚖ | ⚗ | ⚘ | ⚙ | ⚗ | ⚘ | Total |
|-----|---|--------|---|-------------|----------------|----------------|----------------|----------------|----------------|----------------|-------|---------------|-------|
| 1 |  Liam Jury | 2005 | England | England | 4.70 12.600 7 | 3.80 10.750 19 | 3.60 12.500 6 | 4.80 14.100 1 | 4.20 12.600 5 | 3.90 12.200 5 | 25.00 | 74.750 | |
| 2 |  David Bickel | 2004 | Österreich | Österreich | 4.90 13.500 1 | 3.90 11.200 10 | 4.20 12.600 3 | 4.00 13.150 7 | 3.50 12.100 17 | 3.50 12.200 5 | 24.00 | 74.750 | |
| 3 |  Gino Vetter | 2006 | Österreich | Österreich | 4.40 12.850 3 | 4.00 12.350 3 | 3.70 12.100 10 | 4.00 12.950 16 | 4.20 12.200 15 | 3.80 11.950 10 | 24.10 | 74.400 | |
| 4 |  Nicolas Ivkic | 2004 | Österreich | Österreich | 4.90 12.200 12 | 3.20 11.350 9 | 4.00 12.250 8 | 4.80 13.950 2 | 3.40 12.100 17 | 3.90 12.250 3 | 24.20 | 74.100 | |
| 5 |  Daniel Leighton-Scott | 2006 | England | England | 4.70 12.950 2 | 3.70 11.800 5 | 3.50 11.700 14 | 4.80 13.700 3 | 3.70 11.600 29 | 2.70 11.800 15 | 23.10 | 73.550 | |
| 6 |  Trigg Dudley | 2007 | England | England | 4.00 12.650 5 | 3.20 11.000 13 | 3.90 12.550 5 | 4.00 12.700 23 | 3.40 12.600 5 | 3.40 11.950 10 | 21.90 | 73.450 | |
| 7 |  Omar Ateyeh | 2007 | TV Opfikon-Glattbrugg/RLZ Zürich | ZTV | 3.80 11.900 18 | 4.20 12.500 2 | 4.00 11.900 12 | 4.00 13.050 12 | 4.00 11.200 40 | 3.50 12.200 5 | 23.50 | 72.750 | |
| 8 |  Giel Vandenberg | 2005 | Belgien | Belgien | 3.90 12.000 17 | 4.10 12.100 4 | 3.90 11.550 18 | 4.00 12.550 29 | 4.10 12.350 10 | 3.70 11.900 13 | 23.70 | 72.450 | |
| 9 |  Elliot Vernon | 2007 | England | England | 3.30 11.800 22 | 3.90 10.900 17 | 3.70 11.550 18 | 4.00 13.250 5 | 3.80 12.550 8 | 3.30 12.050 8 | 22.00 | 72.100 | |
| 10 |  Michael Goddard | 2007 | England | England | 3.80 12.650 5 | 3.10 7.150 57 | 3.90 12.600 3 | 4.00 13.000 13 | 3.90 13.000 2 | 4.00 12.400 1 | 22.70 | 70.800 | |
| 11 |  Daniel David Kaplan | 2004 | Tschechien | Tschechien | 3.90 12.350 9 | 3.50 11.400 8 | 2.80 10.600 35 | 4.00 13.200 6 | 3.50 11.250 38 | 3.40 11.900 13 | 21.10 | 70.700 | |
| 12 |  Alexander Kirchner | 2005 | Deutschland | Deutschland | 4.10 10.900 44 | 4.60 10.650 25 | 4.20 13.000 1 | 4.00 12.800 20 | 4.10 11.000 45 | 4.10 12.250 3 | 25.10 | 70.600 | |
| 13 |  Vincent Lindpointner | 2006 | Österreich | Österreich | 4.30 12.200 12 | 3.80 10.900 17 | 4.00 12.300 7 | 4.00 13.100 8 | 3.50 12.150 16 | 2.70 9.900 46 | 22.30 | 70.550 | |
| 14 |  Miroslav Durak | 2004 | Tschechien | Tschechien | 3.80 12.750 4 | 3.10 9.650 36 | 3.70 10.850 28 | 4.00 12.550 29 | 3.90 12.500 9 | 3.70 11.800 15 | 22.20 | 70.100 | |
| 15 |  Daniel Bago | 2004 | Tschechien | Tschechien | 4.90 11.300 36 | 3.90 9.600 37 | 4.00 12.700 2 | 4.80 13.100 8 | 4.20 10.750 46 | 4.30 12.300 2 | 26.10 | 69.750 | |
| 16 |  Mateo Fraisl | 2006 | Österreich | Österreich | 4.40 11.400 32 | 3.60 10.700 22 | 3.60 11.300 25 | 4.00 12.950 16 | 3.90 12.700 4 | 3.50 10.350 39 | 23.00 | 69.400 | |
| 17 |  Gabor Sutterlüty | 2005 | Deutschland | Deutschland | 4.30 11.400 32 | 2.90 11.000 13 | 3.40 11.550 18 | 4.00 12.550 29 | 3.50 12.100 17 | 2.70 10.550 38 | 20.80 | 69.150 | |
| 18 |  Martin Pospisil | 2005 | Tschechien | Tschechien | 3.90 12.050 16 | 2.90 10.950 16 | 3.70 9.750 50 | 4.00 12.800 20 | 3.80 12.300 12 | 3.80 10.700 36 | 22.10 | 68.550 | |
| 19 |  Jonas Danek | 2006 | Tschechien | Tschechien | 3.40 10.950 43 | 3.50 10.700 22 | 3.80 12.100 10 | 4.00 12.650 25 | 3.20 11.750 27 | 3.30 10.150 43 | 21.20 | 68.300 | |
| 20 |  Josef Smith | 2005 | Tschechien | Tschechien | 3.90 12.150 14 | 2.60 9.300 41 | 3.90 11.400 23 | 3.20 11.700 45 | 3.10 12.350 10 | 3.40 10.900 31 | 20.10 | 67.800 | |
| 21 |  Milan Neshyba | 2004 | Tschechien | Tschechien | 3.60 12.100 15 | 2.60 8.550 52 | 3.70 10.750 29 | 4.00 12.850 18 | 3.60 11.200 40 | 3.30 12.050 8 | 20.80 | 67.500 | |
| 22 |  Julian Pitsis | 2008 | TV Opfikon-Glattbrugg | ZTV | 4.30 11.700 26 | 3.40 10.300 27 | 3.10 8.700 57 | 4.00 12.700 23 | 3.70 12.300 12 | 3.20 11.650 17 | 21.70 | 67.350 | |
| 23 |  Lorenzo Aymes | 2005 | Monaco | Monaco | 4.10 10.700 48 | 3.50 9.350 40 | 3.40 10.450 37 | 4.00 13.000 13 | 3.90 12.800 3 | 3.90 11.050 28 | 22.80 | 67.350 | |
| 24 |  Hugo Villeneuve | 2004 | Monaco | Monaco | 4.50 10.750 47 | 3.90 8.200 54 | 3.40 11.450 21 | 4.00 12.450 37 | 3.80 12.600 5 | 3.60 11.550 21 | 23.20 | 67.000 | |
| 25 |  Tomas Kalinic | 2007 | Tschechien | Tschechien | 3.80 11.850 19 | 3.30 10.100 30 | 3.00 10.650 34 | 3.20 12.000 41 | 3.20 11.050 43 | 3.30 11.350 22 | 19.80 | 67.000 | |
| 26 |  Jan Hejnal | 2006 | Tschechien | Tschechien | 4.10 11.850 19 | 3.30 8.700 49 | 2.90 10.250 42 | 4.00 13.350 4 | 3.20 11.850 25 | 3.20 10.800 35 | 20.70 | 66.800 | |
| 27 |  Kyano Schepers | 2006 | Belgien | Belgien | 4.20 11.850 19 | 4.00 8.450 53 | 3.60 11.000 27 | 4.00 13.100 8 | 4.30 11.300 37 | 4.20 10.950 30 | 24.30 | 66.650 | |
| 28 |  Nico Oberholzer | 2006 | TV Opfikon-Glattbrugg | ZTV | 4.20 11.150 39 | 4.10 9.850 34 | 3.00 11.650 15 | 4.00 12.550 29 | 3.80 10.100 54 | 4.20 11.300 23 | 23.30 | 66.600 | |
| 29 |  Julian Hechelmann | 2005 | Deutschland | Deutschland | 3.60 10.800 46 | 3.30 8.850 47 | 4.20 11.900 12 | 4.00 13.100 8 | 3.80 12.300 12 | 3.60 9.450 52 | 22.50 | 66.400 | |
| 30 |  Dario Van Moorlegem | 2005 | Belgien | Belgien | 3.70 11.750 24 | 4.00 11.550 7 | 4.00 11.600 16 | 4.00 12.750 22 | 3.10 8.950 58 | 3.90 9.800 49 | 22.70 | 66.400 | |
| 31 |  Florian Keller | 2006 | SVD Diepoldsau-Schmitter/RLZ Ostschweiz | SGTV | 4.20 11.350 35 | 3.70 8.700 49 | 3.70 11.350 24 | 4.00 11.950 43 | 3.40 12.100 17 | 3.40 10.700 36 | 22.40 | 66.150 | |
| 32 |  Quentin Weber | 2007 | TV Gelterkinden/NKL Liestal | BLTV | 3.70 11.000 41 | 3.70 10.400 26 | 3.60 10.450 37 | 3.20 12.050 39 | 2.80 11.250 38 | 3.00 11.000 29 | 20.00 | 66.150 | |
| 33 |  Bruno Baccolini | 2004 | Österreich | Österreich | 3.50 11.400 32 | 3.40 9.200 43 | 3.70 10.450 37 | 4.00 12.000 41 | 3.30 11.900 24 | 3.60 10.900 31 | 21.50 | 65.850 | |
| 34 |  Aziz Hammadi | 2006 | Tschechien | Tschechien | 3.60 10.300 58 | 2.30 10.250 28 | 2.90 10.250 42 | 3.20 12.150 38 | 3.10 11.950 22 | 2.20 10.850 33 | 17.30 | 65.750 | |

PROGRAMM 6 JUNIOREN

| Rg. | Name | Jahrg. | Verein | Verband | ■ | ⚙ | ⚖ | ⚗ | ⚘ | ⚙ | ⚗ | Total |
|-----|--|--------|----------------------------------|-------------|----------------|----------------|----------------|----------------|----------------|----------------|-------|---------------|
| 35 |  Christian Kuzdra | 2006 | Polen | Polen | 3.70 11.750 24 | 3.30 9.900 32 | 3.70 9.900 47 | 2.40 10.950 51 | 3.70 11.450 32 | 3.40 11.650 17 | 20.20 | 65.600 |
| 36 |  Fynn Van Kampen | 2006 | Belgien | Belgien | 4.30 12.550 8 | 3.00 5.600 63 | 4.30 11.200 26 | 4.00 12.600 28 | 4.00 11.950 22 | 3.70 11.650 17 | 23.30 | 65.550 |
| 37 |  Linus Eisenring | 2007 | TV Wängi/RLZ Ostschweiz | TGTV | 3.90 11.300 36 | 4.00 9.300 41 | 3.40 10.100 44 | 4.00 12.550 29 | 3.20 11.050 43 | 2.70 11.100 26 | 21.20 | 65.400 |
| 38 |  Borys Bracki | 2004 | Polen | Polen | 3.70 12.250 11 | 3.40 9.150 44 | 3.30 9.850 48 | 3.60 12.550 29 | 3.50 11.400 33 | 2.50 10.100 44 | 20.00 | 65.300 |
| 39 |  Jan Vachutka | 2005 | Tschechien | Tschechien | 4.70 11.450 31 | 3.50 8.750 48 | 3.40 10.000 46 | 4.00 12.850 18 | 2.70 10.200 52 | 3.30 11.600 20 | 21.60 | 64.850 |
| 40 |  Adam Ateyeh | 2008 | TV Opfikon-Glattbrugg/RLZ Zürich | ZTV | 4.10 10.600 51 | 3.10 10.700 22 | 3.10 10.300 41 | 4.00 13.000 13 | 3.80 10.200 52 | 2.40 10.000 45 | 20.50 | 64.800 |
| 41 |  Jonas Kaiser | 2009 | Deutschland | Deutschland | 3.50 11.000 41 | 2.40 10.050 31 | 2.10 10.350 40 | 2.80 10.300 56 | 2.70 11.500 31 | 2.70 11.300 23 | 16.20 | 64.500 |
| 42 |  Nico Alder | 2007 | TV Mels/RLZ Ostschweiz | SGTV | 3.20 11.550 28 | 3.50 9.900 32 | 2.20 9.550 55 | 2.80 11.250 49 | 2.80 10.700 47 | 2.00 10.200 41 | 16.50 | 63.150 |
| 43 |  Nick Reuling | 2008 | TV Bülach | ZTV | 3.90 10.500 52 | 2.80 9.400 39 | 3.00 11.450 21 | 2.20 10.000 60 | 3.50 11.400 33 | 2.90 9.500 51 | 18.30 | 62.250 |
| 44 |  Quinn Müller | 2007 | TV Wädenswil/RLZ Zürich | ZTV | 3.90 10.450 54 | 3.50 9.850 34 | 3.10 9.700 51 | 2.40 10.900 52 | 2.40 10.100 54 | 2.80 11.100 26 | 18.10 | 62.100 |
| 45 |  Ondrej Pluhar | 2005 | Tschechien | Tschechien | 2.80 8.600 61 | 3.10 10.750 19 | 3.00 10.500 36 | 3.20 11.900 44 | 3.30 11.650 28 | 2.80 8.250 55 | 18.20 | 61.650 |
| 46 |  Krystof Unger | 2007 | Tschechien | Tschechien | 3.30 11.150 39 | 2.50 9.150 44 | 2.20 9.650 52 | 2.40 10.150 58 | 2.40 10.700 47 | 2.20 9.900 46 | 15.00 | 60.700 |
| 47 |  Oskar Jenny | 2009 | Österreich | Österreich | 3.30 10.500 52 | 3.50 9.100 46 | 2.20 9.600 54 | 2.20 9.150 61 | 2.60 11.350 36 | 2.00 10.200 41 | 15.80 | 59.900 |
| 48 |  Kimi Köhnlein | 2008 | Deutschland | Deutschland | 3.50 9.950 59 | 2.90 9.550 38 | 2.60 10.700 30 | 2.80 10.250 57 | 2.40 9.650 57 | 2.60 9.800 49 | 16.80 | 59.900 |
| 49 |  Luis Brandenberger | 2008 | TV Henggart/RLZ Zürich | ZTV | 3.80 11.200 38 | 4.10 10.250 28 | 2.30 10.050 45 | 2.40 11.100 50 | 3.20 7.900 60 | 3.00 9.150 53 | 18.80 | 59.650 |
| 50 |  Simon Häussler | 2008 | Deutschland | Deutschland | 3.60 11.550 28 | 2.30 7.150 57 | 2.40 9.800 49 | 4.00 12.650 25 | 3.40 10.600 50 | 2.40 7.850 56 | 18.10 | 59.600 |
| 51 |  Wouter Marx | 2005 | Belgien | Belgien | 4.80 11.650 27 | 4.10 11.000 13 | 3.60 11.600 16 | 4.80 12.550 29 | 3.20 11.800 26 | | 20.50 | 58.600 |
| 52 |  Michal Kopecky | 2005 | Tschechien | Tschechien | 4.30 9.850 60 | 3.40 7.150 57 | 3.30 9.500 56 | 4.00 12.500 36 | 3.10 11.550 30 | 3.30 7.150 57 | 21.40 | 57.700 |
| 53 |  Bob Neyrick | 2006 | Belgien | Belgien | 3.80 11.800 22 | 3.50 11.150 11 | | 2.80 11.700 45 | 3.60 11.200 40 | 3.60 11.300 23 | 17.30 | 57.150 |
| 54 |  Jonas Rämpfle | 2008 | Kutu Schaffhausen | SHTV | 2.90 10.350 57 | 2.40 6.750 60 | 2.20 8.450 58 | 2.20 10.150 58 | 3.30 10.650 49 | 2.30 9.150 53 | 15.30 | 55.500 |
| 55 |  Viktor Franek | 2006 | Tschechien | Tschechien | 3.80 10.900 44 | 2.90 8.100 56 | 2.60 9.650 52 | 2.40 10.350 55 | 3.20 11.400 33 | 2.00 5.000 59 | 16.90 | 55.400 |
| 56 |  Jonas Fröhndrich | 2008 | TV Horgen | ZTV | 3.60 10.650 49 | 2.20 5.800 62 | 2.00 7.350 60 | 1.60 10.650 54 | 2.40 8.750 59 | 2.70 10.350 39 | 14.50 | 53.550 |
| 57 |  Finlay Hazelton | 2009 | England | England | 4.00 10.650 49 | | 3.10 10.700 30 | 2.80 11.350 48 | 3.50 10.500 51 | 2.80 9.900 46 | 16.20 | 53.100 |
| 58 |  Jonas Eder | 2006 | Deutschland | Deutschland | | 4.50 12.800 1 | 4.00 12.150 9 | | 4.20 13.300 1 | 4.00 11.950 10 | 16.70 | 50.200 |
| 59 |  Borislav Ivetic | 2008 | Kroatien | Kroatien | 3.30 10.400 56 | 1.40 2.550 64 | 1.70 8.300 59 | 1.60 10.850 53 | 1.90 9.700 56 | 1.60 6.350 58 | 11.50 | 48.150 |
| 60 |  Victor Tournicourt | 2006 | Belgien | Belgien | 5.00 12.300 10 | 4.60 10.750 19 | | 4.80 12.650 25 | | 2.70 10.850 33 | 17.10 | 46.550 |
| 61 |  Jakub Pawlowski | 2004 | Polen | Polen | 3.70 10.450 54 | 3.70 11.650 6 | 3.90 10.700 30 | 4.00 11.650 47 | | | 15.30 | 44.450 |
| 62 |  Martin Wolf | 2006 | Österreich | Österreich | 3.40 11.500 30 | 2.70 8.650 51 | | 4.00 12.050 39 | | | 10.10 | 32.200 |
| 63 |  Maximilin Gläser | 2007 | Deutschland | Deutschland | | 3.50 11.100 12 | | | 3.80 12.000 21 | | 7.30 | 23.100 |
| 64 |  Frantisek Margold | 2004 | Tschechien | Tschechien | | 2.90 8.150 55 | 4.00 10.700 30 | | | | 6.90 | 18.850 |
| 65 |  Toma Bodrozic | 2009 | Kroatien | Kroatien | | 2.40 6.350 61 | | | | | 2.40 | 6.350 |